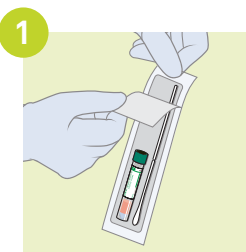


# Oropharyngeal Specimen Collection

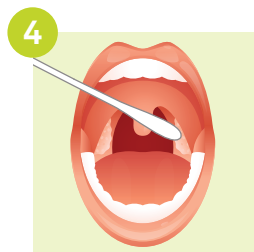
## COVID-19 testing with SARS-CoV-2 RNA (COVID-19), Qualitative NAAT (test code 39448)

For specimen collection by a healthcare professional. Not for self collection.

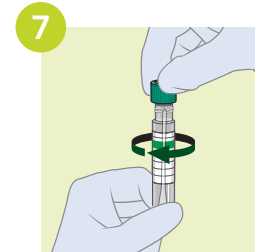
These tests have not been FDA cleared or approved. These tests have been authorized by FDA under an EUA for use by authorized laboratories and have been authorized only for the detection of nucleic acid from SARS-CoV-2, not for any other viruses or pathogens. These tests are only authorized for the duration of the declaration that circumstances exist justifying the authorization of emergency use of in vitro diagnostic tests detection and/or diagnosis of COVID-19 under Section 564(b)(1) of the Act 21, U.S.C. § 360bbb-3(b)(1), unless the authorization is terminated or revoked sooner.



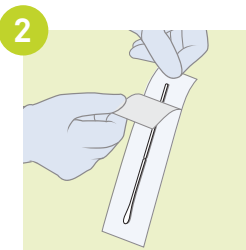
**1** **Open the individual collection package** that contains the swab and Viral Transport Medium tube. Set the tube aside before beginning to collect the specimen.



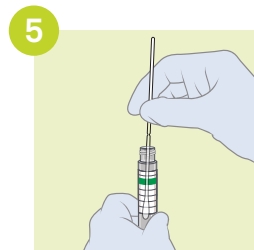
**4** **Vigorously swab** tonsillar area and posterior oropharynx using the swab. Rotate the swab several times.



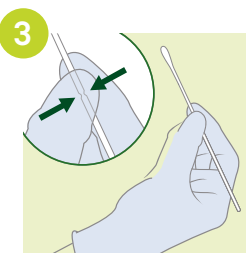
**7** **Replace the cap** onto the tube and **close tightly** to prevent leaks.



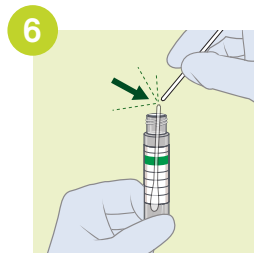
**2** Open the collection swab wrapper by peeling open the top of the wrapper. **Remove the swab**, taking care not to touch the tip of the swab or lay it down.



**5** While holding the swab in the same hand, aseptically remove the cap from the tube. **Insert the swab into the tube** with the transport medium.



**3** **Hold the swab in your hand**, placing your thumb and forefinger in the middle of the swab shaft across the scoreline.



**6** Identifying the scoreline, **break the swab shaft** against the side of the tube. If needed, gently rotate the swab shaft to complete the breakage.

**Discard the top portion** of the swab shaft.

Avoid splashing contents on the skin. Wash with soap and water if exposed.

Specimen stability for all specimen types is as follows:  
Room temperature: 5 days  
Refrigerated (2 °C–8 °C): 5 days  
Frozen (-20 °C): 7 days  
Frozen (-70 °C): Acceptable

Specimens should be transported to your local Quest Diagnostics accessioning laboratory according to standard operating procedures. Cold packs/pouches should be used if placing specimens in a lockbox for courier pick-up. STAT pick-up cannot be ordered for this test.

Revised 4/9/20

QuestDiagnostics.com

Quest, Quest Diagnostics, any associated logos, and all associated Quest Diagnostics registered or unregistered trademarks are the property of Quest Diagnostics. All third-party marks—® and ™—are the property of their respective owners. © 2020 Quest Diagnostics Incorporated. All rights reserved. MI9135 4/2020

